

MODEL B AND MODEL BR - B0 TRACTORS (NOT STYLED)



JOHN DEERE

PARTS CATALOG MODEL B AND MODEL BR - B0 TRACTORS (NOT STYLED)

PC676 (01FEB60) English


Preview Only

JOHN DEERE WATERLOO WORKS
PC676 (01FEB60)


LITHO IN THE U.S.A. (REVISED)
ENGLISH




Preview Only




Model “B”
Serial No. B1000-B59999




Model “BN,” “BNH”
Serial No. B1000-B59999



Model “BW,” “BWH”
Serial No. B1000-B59999



Model “BR”
Serial No. 325000-



Model “BO”
Serial No. 325000-

NOTE

This catalog contains lists of parts for Models “B,” “BN,” “BNH,” “BW,” and “BWH” Tractors (Not Styled) with Serial Numbers B1000-B59999; and for Models “BR”-“BO” Tractors (Not Styled) with Serial Numbers 325000 and up. Similar lists of parts for Models “B,” “BN,” “BNH,” “BW,” and “BWH” Tractors (Styled) with Serial Numbers B1000-B59999, are given in Parts Catalog No. PC-330.

INDEX

SUBJECT	Page	SUBJECT	Page
Air Cleaner	20	Lamps, Front and Rear	50
Brakes, Differential	28	Lubricating System and Oil Pump	5
Brakes, Rear Wheel	29	Lugs	45
Brakes, Service	28	Magneto, Spark Plugs and Cables	15
Breather, Crankcase	22	Magneto Parts	13-14-16
Cam Follower	8	Manifold	8
Camshaft	8	Muffler and Exhaust Pipe	11
Carburetor	17	Numerical Index	63
Case, Main	4	Oil Filter and Pressure Gauge	7
Clutch Fork Bearing and Pulley Brake	10	Oil Pipes and Fittings	5
Clutch	9	Oil Pressure Regulating Valve	7
Connecting Rods	6	Overdrive Gear and Shaft and First Reduction Gear	23
Controls	11	Pedestal	35
Cooling System	18	Pistons	6
Countershaft	24	Piston, Connecting Rods and Crankshaft Groups	6
Crankshaft	6	Platform	32
Crankshaft with Bearing Group	6	Power Lift, Basic	56
Cylinder Block	6	Power Lift Valve Housing (PLB100-29999)	54
Cylinder Block and Crankshaft Group	6	Power Lift Valve Housing (PLB30000-)	55
Cylinder Head, Manifold and Valves	8	Powershaft	30
Demountable Rims	43	Pulley	9
Differential	25	Radiator Guard and Curtain	19
Drawbar	31	Radiator Shutter	19
Engine	6	Rear Wheel Hubs and Clamps	43
Engine Replacement Assemblies	3	Rear Wheels, Cast	42
Extension Rims	46	Rear Wheels, Miscellaneous Parts	45
Fan	12	Rear Wheels, Pressed Steel	42
Fenders	34	Rear Wheels, Spoke Type Rubber Tire	44
Final Drive	26	Rear Wheels, Steel	44
Front Axle	38	Road Bands	46
Front End Support	4	Seat	31
Front Wheels	40	Sliding Gear Shaft	23
Fuel System	20	Starting and Lighting	48
Gear Assemblies, High Speed	25	Starting Motor	52
Gear Assemblies, Slow Speed	24	Steering Parts	36
Gear, Countershaft Idler	23	Tappets	8
Gears, Overdrive and First Reduction	23	Tool Box and Tools	47
Gearshift	22	Transmission Case	4
Gearshift Overdrive	23	Valves	8
Generator	50	Ventilator, Crankcase	22
Governor	11	Wheel Scrapers	47
Guide Bands	41		
Hood	21		

ENGINE REPLACEMENT ASSEMBLIES

Crankshaft with Bearing Group

		Description		
This group is made up of three assemblies—(1) of crankshaft with gear, (2) of main bearings, connecting rods and shims, (3) of gaskets.				
			B	BR-BO
Crankshaft with Bearing Group			B1000-()	
Order:	1—AB246R Crankshaft			
	1—AB2521R Main Bearings, Connecting Rods and Shims			
	1—AB3878R Gasket Set*			
Crankshaft with Bearing Group			()	-328999)
Order:	1—AB592R Crankshaft			
	1—AB2521R Main Bearings, Connecting Rods and Shims			
	1—AB3878R Gasket Set*			
Crankshaft with Bearing Group				(329000-333124)
Order:	1—AB1561R Crankshaft			
	1—AB2521R Main Bearings, Connecting Rods and Shims			
	1—AB3879R Gasket Set*			
Crankshaft with Bearing Group				(333125-)
Order:	1—AB1561R Crankshaft			
	1—AB3143R Main Bearings, Connecting Rods and Shims			
	1—AB3879R Gasket Set*			

Cylinder Block, Pistons, Rings, and Gasket Group

This group is made up of three assemblies—(1) of cylinder block, (2) of pistons with rings and pins, (3) of gaskets.				
Cylinder Block, Pistons, Rings, and Gasket Group			B1000-()	(-328999)
Order:	1—AB476R Cylinder Block			
	1—AB3913R Pistons with Rings and Pins (Sub. for AB3336R)			
	1—AB3874R Gasket Set*			
Cylinder Block, Pistons, Rings, and Gasket Group				(329000-)
Order:	1—AB1450R Cylinder Block			
	1—AB3915R Pistons with Rings and Pins (Sub. for AB3337R)			
	1—AB3875R Gasket Set*			

Combination Cylinder Block and Crankshaft Group

This group is made up of six assemblies (or two groups)—Crankshaft with bearings and cylinder block with pistons, rings, gaskets, etc., (1) crankshaft, (2) main bearings, connecting rods and shims, (3) cylinder block, (4) pistons with rings and pins, (5 and 6) gaskets.				
Cylinder Block and Crankshaft Group			B1000-()	
Order:	1—AB476R Cylinder Block			
	1—AB3913R Pistons with Rings and Pins (Sub. for AB3336R)			
	1—AB246R Crankshaft			
	1—AB2521R Main Bearings, Connecting Rods and Shims			
	1—AB3874R Gasket Set*			
	1—AB3878R Gasket Set*			
Cylinder Block and Crankshaft Group			()	-328999)
Order:	1—AB476R Cylinder Block			
	1—AB3913R Pistons with Rings and Pins (Sub. for AB3336R)			
	1—AB592R Crankshaft			
	1—AB2521R Main Bearings, Connecting Rods and Shims			
	1—AB3874R Gasket Set*			
	1—AB3878R Gasket Set*			
Cylinder Block and Crankshaft Group				(329000-333124)
Order:	1—AB1450R Cylinder Block			
	1—AB3915R Pistons with Rings and Pins (Sub. for AB3337R)			
	1—AB1561R Crankshaft			
	1—AB2521R Main Bearings, Connecting Rods and Shims			
	1—AB3875R Gasket Set*			
	1—AB3879R Gasket Set*			
Cylinder Block and Crankshaft Group				(333125-)
Order:	1—AB1450R Cylinder Block			
	1—AB3915R Pistons with Rings and Pins (Sub. for AB3337R)			
	1—AB1561R Crankshaft			
	1—AB3143R Main Bearings, Connecting Rods and Shims			
	1—AB3875R Gasket Set*			
	1—AB3879R Gasket Set*			

*See pages 58-60 for illustrations and contents of gasket sets.